



GIS-W1:

Wireless Internet
Access Gateway for
Indoor / Outdoor
Managed Public WiFi
Hotspots

- ❑ Low cost HSIA gateway: ideal for restaurants and lodging businesses
- ❑ Plug and play: the easy to use wizard speeds installation
- ❑ Custom login page with client branding, choose from 10 backdrops
- ❑ Free access with disclaimer, the legal disclaimer can be edited
- ❑ Controlled access uses codes that are generated and managed on the unit
- ❑ A charge can be made for Internet access by selling access codes
- ❑ Reporting of access code usage to track product utilization



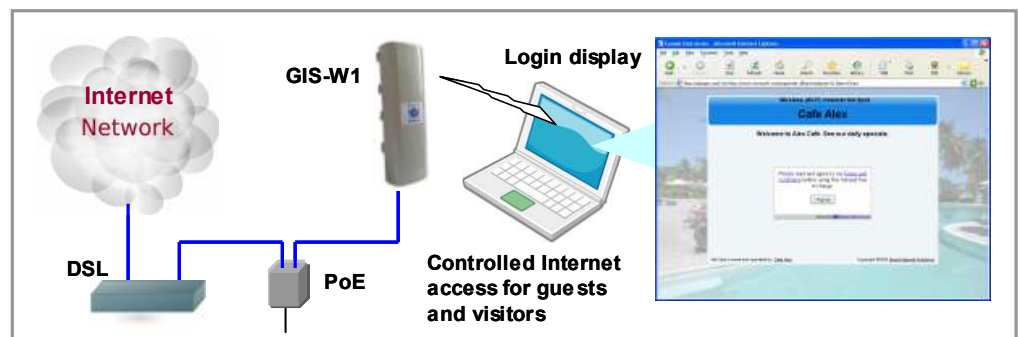
Features and Benefits

The GIS-W1 is a powerful and inexpensive wireless access point and Internet gateway in the 2.4GHz frequency spectrum. It is ideal for medium and large restaurant and lodging businesses, and any other concern that has to provide wireless Internet access for the public.

The GIS-W1 is a high power wireless unit suitable for indoor or outdoor installations. The wireless unit has a long range with good area of coverage. The directional antenna covers an arc of 70 degrees in front of the unit. Optional mounting brackets are available. Installing the GIS-W1 is simple: the unit is fixed in position then powered up and connected to the Internet. A computer wireless connection goes to the setup wizard when the browser is opened.

The GIS-W1 can provide free Internet access with a disclaimer. The disclaimer text was prepared according to US Federal law, however it can be edited to include local laws and restrictions.

The GIS-W1 can also control Internet access: users have to type an access code into the login page to connect to the Internet. The GIS-W1 has an access code generation and management page that is used by the business owner to generate and delete codes. Access codes can be downloaded and printed onto labels or business stationary. Authorized customers are given access codes to use the Internet. The access code generator makes it possible for businesses to charge customers for Internet use by selling codes.





Typical Site Installations



Hotel pool area



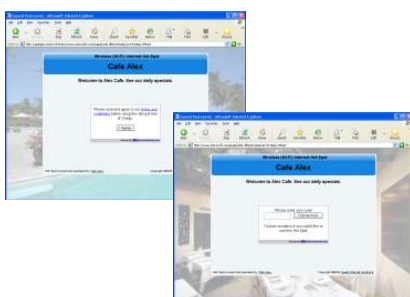
Trade show



Marina

Product Software

Login page options



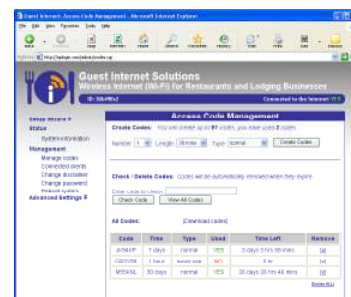
The setup wizard selects open or controlled access

Setup wizard



The setup wizard is a six-step process completed after installation

Access code generation



Access codes are generated and managed using a simple display

Software Features

Setup wizard:

- Test Internet access
- Set hotspot name (SSID)
- Set admin password (no default)
- Select login page background
- Enter business name for login page
- Enter business address (optional)
- Enter phone, email and web site
- Enter advertising message
- Select unlimited or controlled access
- Change login instructions

Status information:

Status summary and performance display shown at administrator login

Management:

- Manage codes: generation and administration of access codes with usage reporting
- View and disconnect connected clients
- Change disclaimer
- Change password
- Reboot system

Advanced settings:

- Captive portal
- Network interfaces
- Wireless settings
- DNS servers
- Hostname
- Allowed IP addresses
- Allowed MAC addresses
- SSL certificate
- Upgrade firmware
- System logs

Hardware Features

- Commercial grade equipment with long range coverage
- Captive portal with customizable login page
- Login page generator with ten backdrop options
- Login page advertising message
- Configurable log-off timer to limit Internet access
- Disclaimer message that can be edited
- Very low initial cost with no ongoing operating costs

LAN ports

Wireless port

RF Power output

Recommended users

Configuration

Perimeter firewall

User authentication

IP filtering

MAC filtering

Walled garden

Power over Ethernet (PoE)

1

802.11/b/g +28dBm (620mW)

Up to 50

Browser GUI

Yes

Yes

Yes

Yes

Captive portal Web server

Yes, 24 volts

Call 1-800-213-0106 for further information, or see our web site: www.guest-internet.com
Guest Internet Solutions, Unit C-12, 6073 NW 167 St., Miami, FL 33015, USA. Part of the Fire4 Systems Group